

Task 3: web design and development

Grieve Crafts builds eco-friendly garden products. They wish to create a web page with the following content:

- ◆ a coloured top section which includes the company name
- ◆ a coloured middle section which includes a heading and short paragraph titled “About our Company”
- ◆ a coloured bottom section which include a heading, three photographs showing their most popular product being built and descriptions to accompany the photographs
- ◆ an external link to a web page about their wood source.

3a State **two** functional requirements for the web page.

Functional requirement 1 (1 mark)

Any two functional requirements from

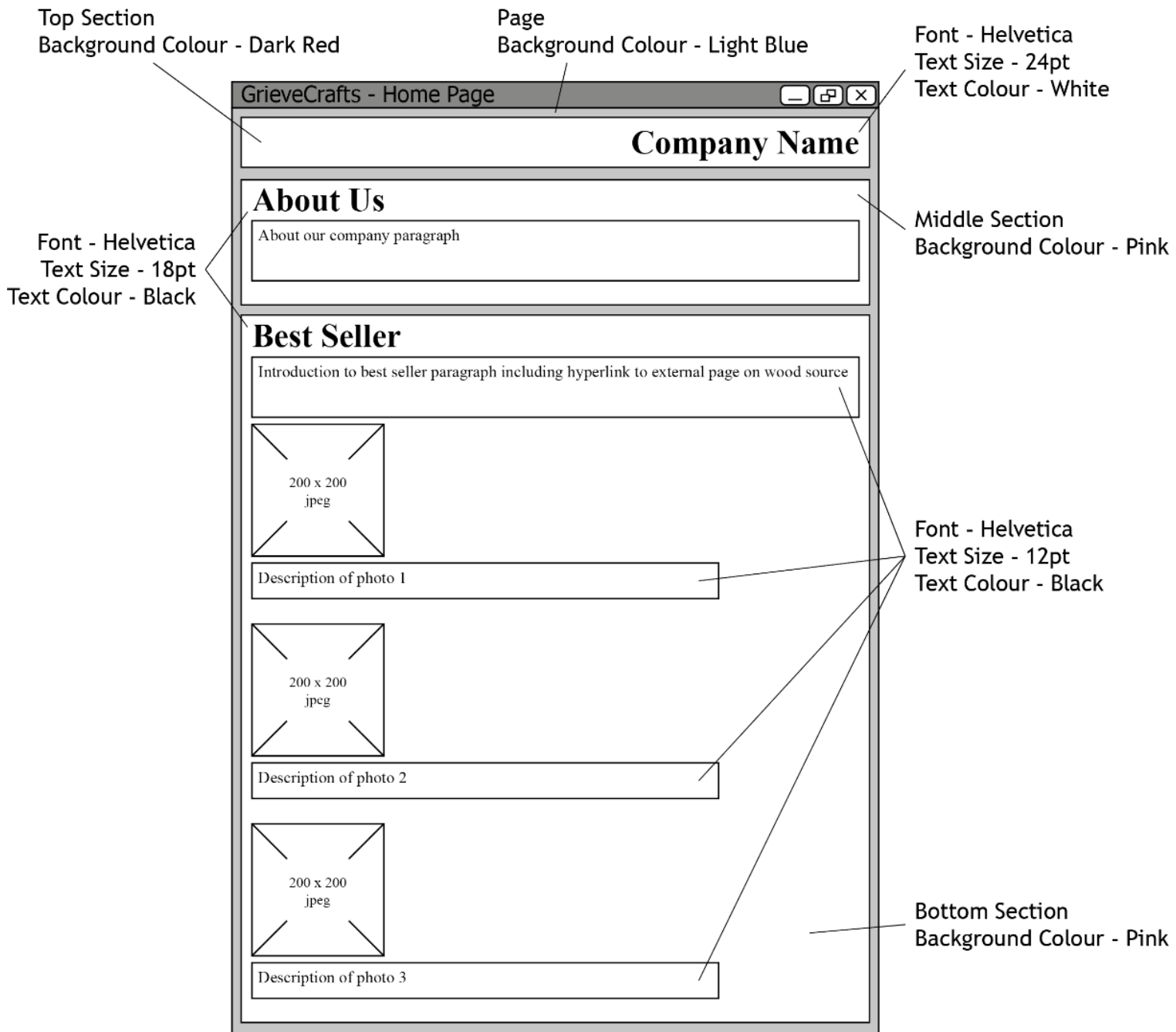
- display text about Grieve Crafts
- display the product graphics (photographs)
- display text about the product being built
- link takes user to external information (about source wood)

Functional requirement 2 (1 mark)

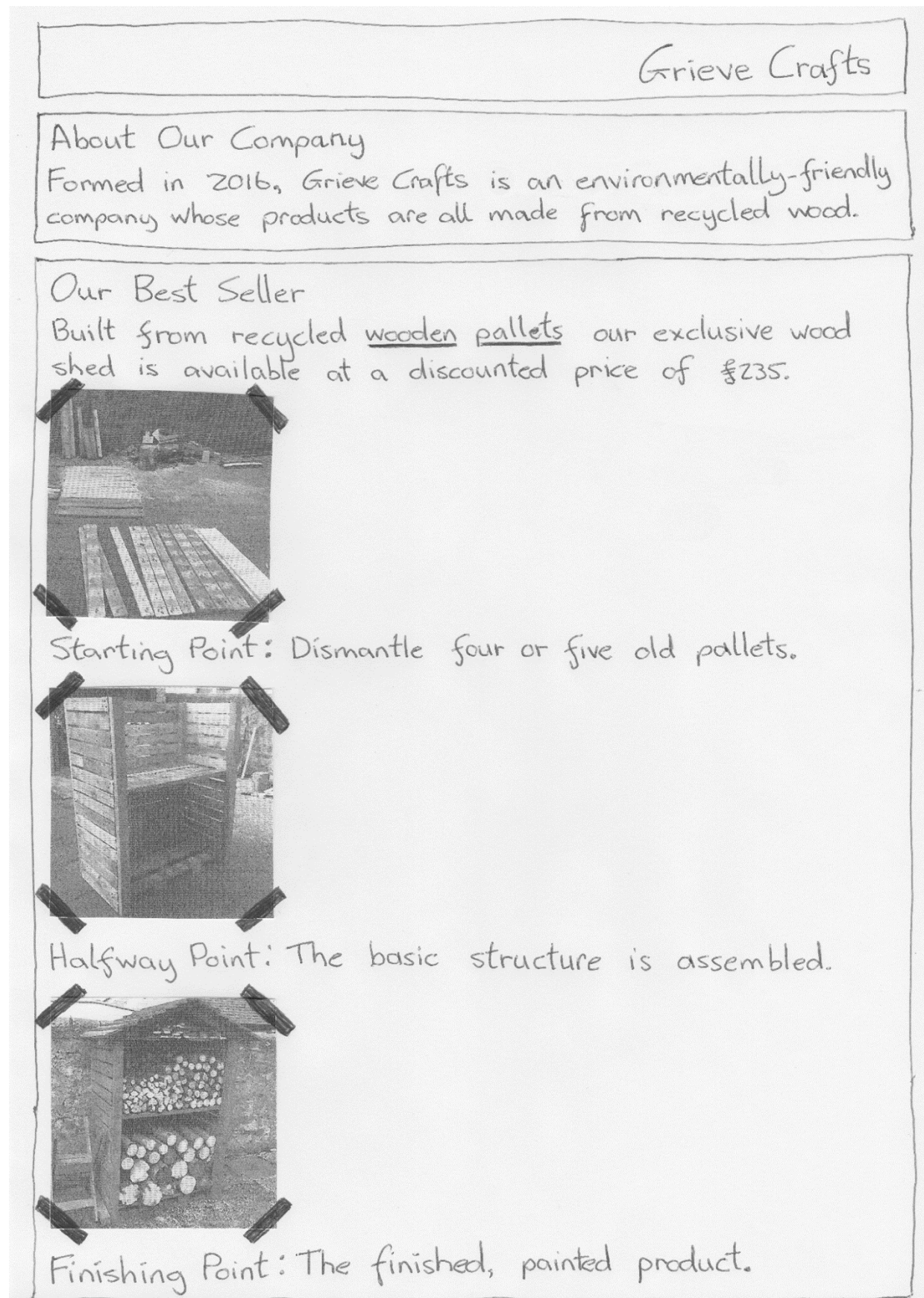
Candidate name_____ Candidate number_____

- 3b When designing the web page, Grieve Crafts produced a wireframe and a low-fidelity prototype of the page showing an external link to a web page about the source wood.

The wireframe design of the page (annotated with required styles) is shown below:



The low-fidelity prototype of the page is shown below:



Your teacher/lecturer will provide you with the following three graphic files:

- ♦ firstStage.jpg
- ♦ middleStage.jpg
- ♦ finishedStage.jpg

Implement the design using HTML and CSS. All style information should be placed in an external CSS file as Grieve Crafts may add more web pages in the future.

The web page should include a hyperlink to: <https://en.wikipedia.org/wiki/Pallet>

(8 marks)

Print evidence of the following:

- ♦ HTML file
- ♦ CSS file
- ♦ Web page showing how it looks in a web browser

HTML code:

```
1 <!DOCTYPE html>
2 <html>
3 <head>
4
5 <title> GrieveCrafts - Home Page </title>
6
7 <link type = "text/css" rel = "stylesheet" href="stylesheet.css"/>
8
9 </head>
10
11 <body>
12
13 <div id = "top">
14 <H1> Grieve Crafts </H1>
15 </div>
16
17 <div id = "middle">
18 <H2> About our Company </H2>
19 <p> Formed in 2016, Grieve Crafts is an environmentally-friendly
20 company whose products are all made from recycled wood </p>
21 </div>
22
23 <div id = "bottom">
24 <H2> Our Best Seller </H2>
25
26 <h3>Built from recycled
27 <a href = "https://google.co.uk">wooden pallets</a>
28 our exclusive wood shed is available at a discounted price of &pound;235. </h3>
29
30 <img src = "firstStage.jpg" width = "200px" height = "200px"/>
31 <h3>Starting Point: Dismantle four or five old pallets.</h3>
32
33 <img src = "middleStage.jpg" width = "200px" height = "200px"/>
34 <h3>Halfway Point: The basic structure is assembled. </h3>
35
36 <img src = "finishedStage.jpg" width = "200px" height = "200px"/>
37 <h3>Finishing Point: The finished, painted product. </h3>
38
39 </div>
40
41 </body>
42
```

CSS code:

```
1 ▾ body{
2   background-color:lightblue;
3 }
4
5 ▾ #top{
6   background-color:darkred;
7   text-align:right;
8 }
9
10 ▾ #middle{
11   background-color:pink;
12 }
13
14 ▾ #bottom{
15   background-color:pink;
16 }
17
18 ▾ H1{
19   font-family: Helvetica;
20   font-size: 24pt;
21   color: white;
22 }
23
24 ▾ H2{
25   font-family: Helvetica;
26   font-size: 18pt;
27   color: black;
28 }
29
30 ▾ H3{
31   font-family: Helvetica;
32   font-size: 12pt;
33   color: black;
34 }
35
```


Finished page – over the page

About our Company

Formed in 2016, Grieve Crafts is an environmentally-friendly company whose products are all made from recycled wood

Our Best Seller

Built from recycled [wooden pallets](#) our exclusive wood shed is available at a discounted price of £235.



Starting Point: Dismantle four or five old pallets.



Halfway Point: The basic structure is assembled.



Finishing Point: The finished, painted product.